

9/19/2013

Large Wallpack

HPS / 150 - 250 watts | PS / 200 - 250 watts

Applications

Ideal for lighting parking facilities, entry ways, perimeters, pathways, and underpasses

Features

- Die-cast aluminum housing with hinged door frame (lamp included)
- Textured bronze finish with Borosilicate molded glass lens
- 1/2" conduit access, sides, top, or rear knockouts
- Photocell adaptable and UL listed for wet locations

| | |
|--------------|--|
| Project: | |
| Catalog#: | |
| Approved by: | |



ORDERING INFORMATION

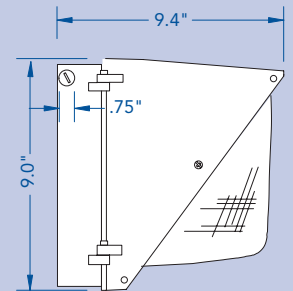
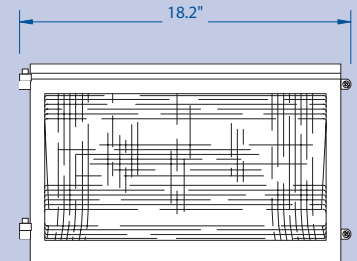
| Catalog # | Watts | Volts † | Ballast | ANSI | Lamp Part # |
|-----------------|---------|---------|---------|------|-------------|
| LWP-150-HPS-120 | 150 HPS | 120 | R-NPF | S55 | LU150/55 |
| LWP-250-HPS-4T | 250 HPS | 4T | CWA | S50 | LU250 |
| LWP-250-HPS-5T | 250 HPS | 5T | CWA | S50 | LU250 |
| LWP-250-HPS-480 | 250 HPS | 480 | CWA | S50 | LU250 |
| LWP-200-PS-4T | 200 PS | 4T | PS-CWA | M136 | MH200/U/PS |
| LWP-250-PS-4T | 250 PS | 4T | PS-CWA | M153 | MH250/BU/PS |



ACCESSORIES (sold separately)

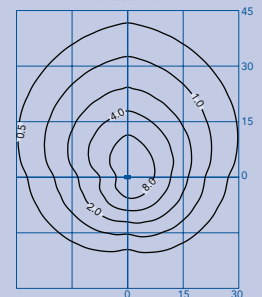
| Catalog # | Description |
|------------|--|
| LWPWG | Wire guard with stainless steel construction |
| LWPF | Full cutoff with textured bronze finish |
| LWPSC | Side cutoff with textured bronze finish |
| LWPVG | Clear polycarbonate vandal guard |
| BPC120 | Button photocell - 120v |
| BPC208/277 | Button photocell - 208 or 277v |

DIMENSIONS



PHOTOMETRICS

250W PSMH @ 15' Mounting Height
Isofootcandles



Circle E logo indicates that this product complies with federal energy efficiency requirements.



† 2T = 120, 277 volts (pre-wired to 277)
 MV = 120-277 Universal Input
 4T = 120, 208, 240, 277 volts (pre-wired to 277)
 5T = 120, 208, 240, 277, 480 volts (pre-wired to 277)
 120 = 120 volts
 480 = 480 volts
 Pre-wiring to any specific voltage is available upon request

Specifications subject to change without notice.